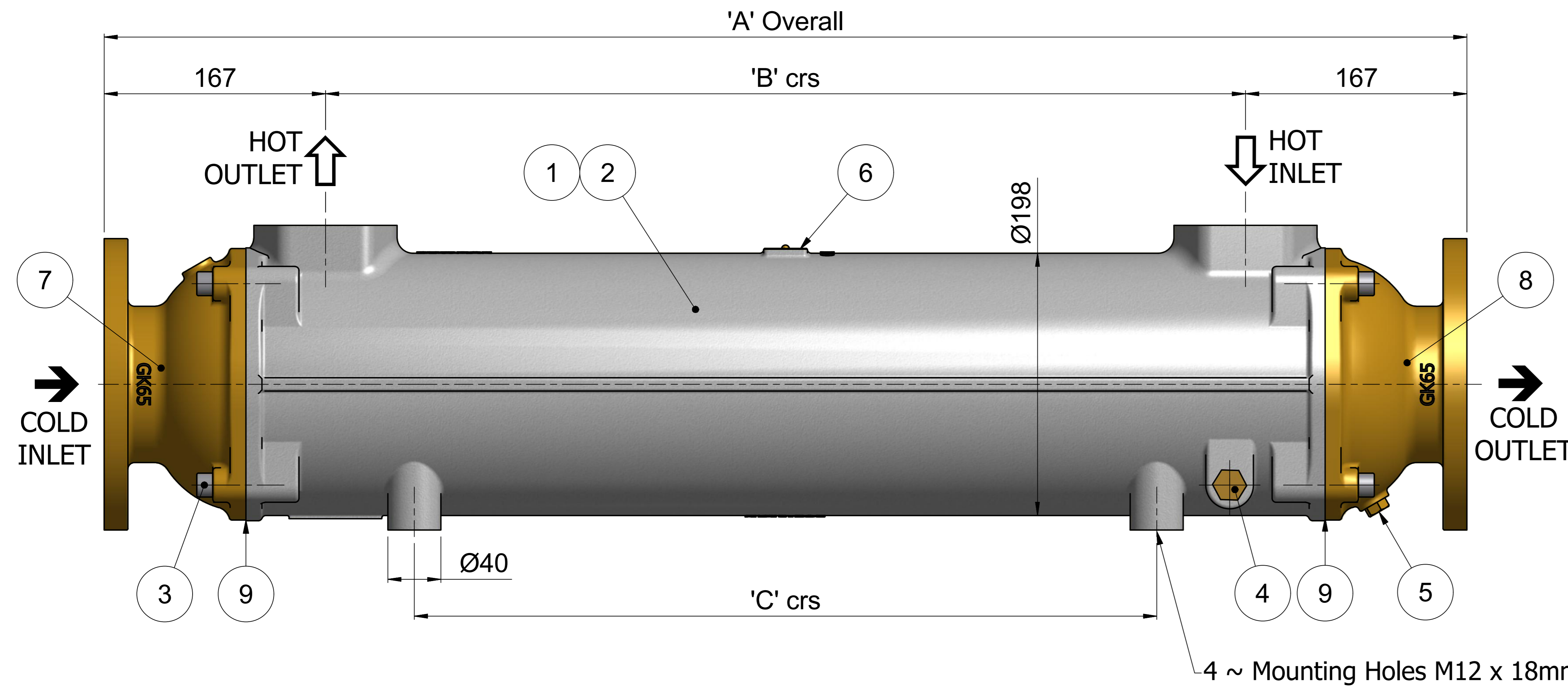


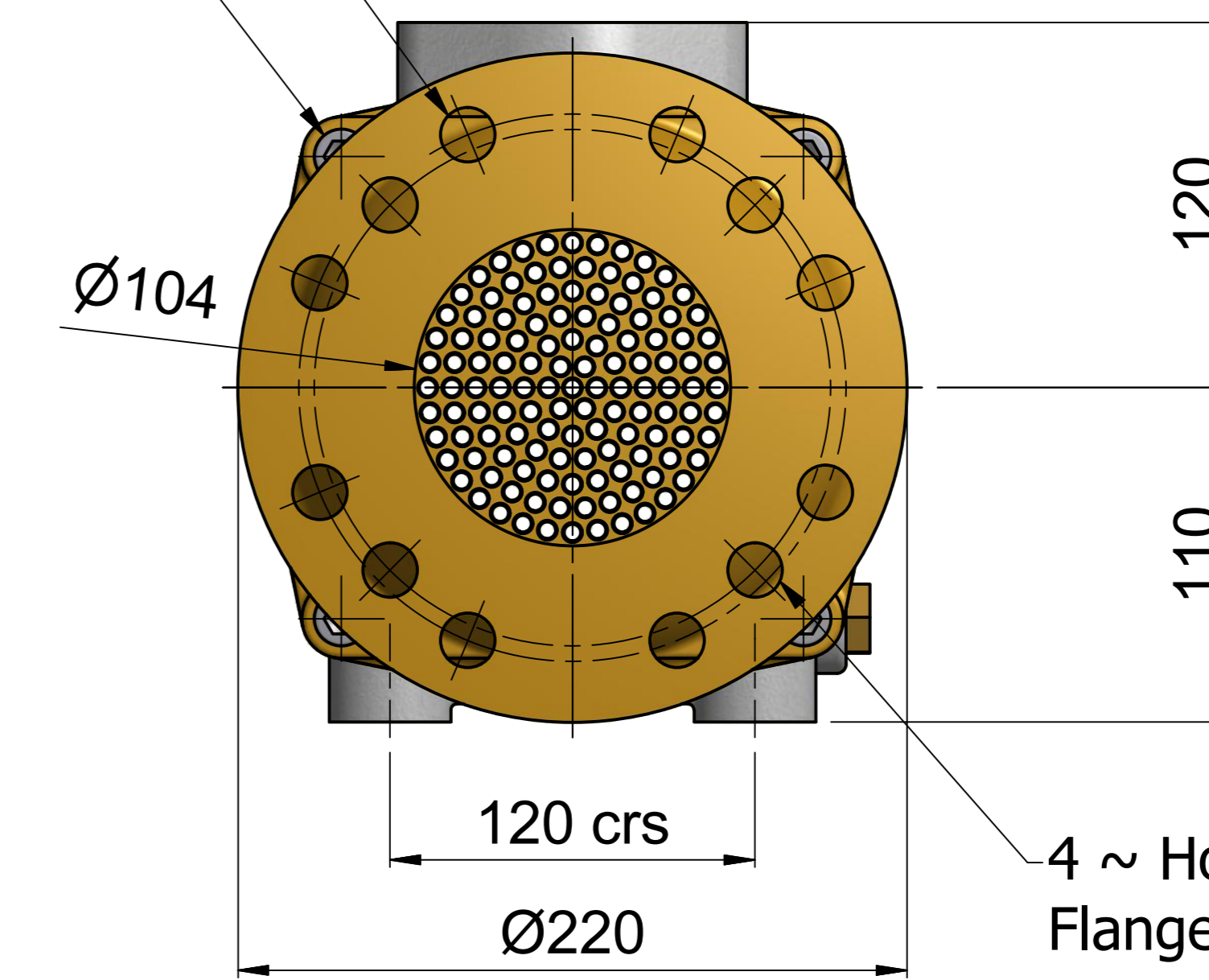
ISS No	MODIFICATION	DATE	SIGN
2	New Body Part No, GK63 Now GK65 (Corrected To GM) - BoM Updated, SAE / Socket Screw Torque Note Added,	11/09/13	J. SWAIN
3	End Covers Reverted Back To GK63 (Was GK65) and Now 1x With Drain & 1x Without Drain	11/09/14	J. SWAIN
4	End Covers Now GK65 (Was GK63) BSI Logo Updated	04/11/14	J. SWAIN

THIS DRAWING IS STRICTLY PRIVATE AND CONFIDENTIAL AND IS THE SOLE PROPERTY OF E.J. BOWMAN (BIRMINGHAM) LTD. IT IS SUBJECT TO BOTH COPYRIGHT AND DESIGN RIGHT PROTECTION. ANY REPRODUCTION OF THIS DRAWING IN PART OR WHOLE SHALL BE MADE ONLY WITH THE WRITTEN CONSENT OF A DIRECTOR OF THE COMPANY.



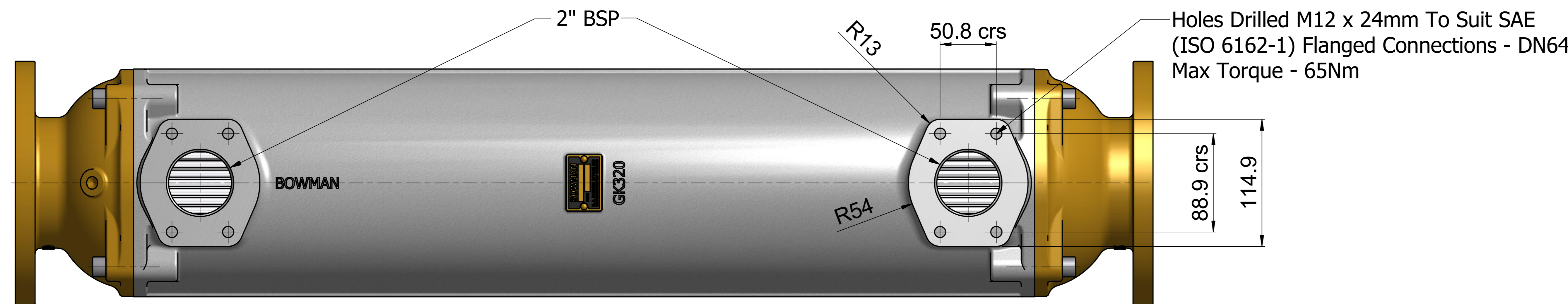
4 ~ Socket Screws M12 x 50mm Long Each End. Removal Of These Will Enable The End Covers And Tube Stack To BE Removed. Screw Tightening Torque - 54Nm

8 ~ Holes Drill Ø18mm On A 180mm PCD. Flange To BS EN 1092-1 (PN10/16 Equivalent)



4 ~ Holes Drill Ø18mm On A 170mm PCD, Flange To BS EN 1092-1 (PN6 Equivalent)


4 ~ Mounting Holes M12 x 18mm Deep



GK Range Dimensions			
TYPE	'A'	'B'	'C'
GK190-3	704	370	236
GK250-4	850	516	382
GK320-5	1028	694	560
GK400-6	1230	896	762
GK480-7	1434	1100	966
GK600-8	1738	1404	1270

OS69NT	3297	2	'O' RING SEALS	9	NITRILE
GK065-5255GM-DR	5255	1	GK65 END COVER - PN6/10/16 - WITH DRAIN	8	GM
GK065-5255GM	5255	1	GK65 END COVER - PN6/10/16 - WITHOUT DRAIN	7	GM
3594	3594	1	NAMEPLATE	6	BRASS
915B	915	1	DRAIN PLUG - ¼" BSP	5	BRASS
916	916	1	DRAIN PLUG - ½" BSP	4	BRASS
HS12X50	-	8	SOCKET SCREWS - M12 x 50mm	3	MS
2315-8TN1A	2315-8	1	T/STACK GK600 - NF	2	CN 90/10
2315-7TN1A	2315-7	1	T/STACK GK480 - NF	2	CN 90/10
2315-6TN1A	2315-6	1	T/STACK GK400 - NF	2	CN 90/10
2315-5TN1A	2315-5	1	T/STACK GK320 - NF	2	CN 90/10
2315-4TN1A	2315-4	1	T/STACK GK250 - NF	2	CN 90/10
2315-3TN1A	2315-3	1	T/STACK GK190 - NF	2	CN 90/10
GK060-2865NF-8AL7	2865NF-8	1	GK60 BODY (GK600) - NF - 2" BSP	1	AL
GK048-2865NF-7AL7	2865NF-7	1	GK48 BODY (GK480) - NF - 2" BSP	1	AL
GK040-2865NF-6AL7	2865NF-6	1	GK40 BODY (GK400) - NF - 2" BSP	1	AL
GK032-2865NF-5AL7	2865NF-5	1	GK32 BODY (GK320) - NF - 2" BSP	1	AL
GK025-2865NF-4AL7	2865NF-4	1	GK25 BODY (GK250) - NF - 2" BSP	1	AL
GK019-2865NF-3AL7	2865NF-3	1	GK19 BODY (GK190) - NF - 2" BSP	1	AL
Part No.	Drg No.	Qty	Description	Item	Material

NF - Normal Flow



ALL DIMENSIONS ARE IN MILLIMETRES

E.J.BOWMAN (BIRMINGHAM) LTD.

Chester Street Birmingham B6 4AP England
Tel: +44(0) 121 359 5401 Fax: +44(0) 121 359 7495
email: info@ejbowman.co.uk www.ejbowman.co.uk



DRAWN:	J. SWAIN	TITLE:	GK RANGE OF HEAT EXCHANGERS - NF	
DATE:	20/05/2012	DRG No:		3189
REDRAWN:				
DATE:				
CHECKED:				
SCALE:	1:2			

FOR REVISION HISTORY REFER TO CHART DRAWING NUMBER '8001'